

MAY 2022



CARRON
PHOENIX

The Carron Phoenix Range

DELIVERING INSPIRATION FOR YOUR KITCHEN

The Carron Phoenix story began in 1759 when the Carron Iron Company was founded near the town of Falkirk in Central Scotland.



Famed for the manufacture of the iconic red telephone boxes and pillar boxes still in use throughout the UK today, the Carron Iron Company was considered to be the centre of the industrial revolution in Scotland and quickly became the largest iron works in Europe.

Moving forward more than 250 years Carron Phoenix is now one of the leading manufacturers of kitchen sinks in the UK. Our sink design philosophy means that we do not compromise between stylish good looks and practicality. Whether Granite, Stainless Steel or Ceramic, all of our sinks are guaranteed for a lifetime, so you can be confident that they are of exceptional quality and are made to last.

To complement the perfect sink, our extensive range of taps, accessories and waste management systems, gives you an all-round solution for getting the most from your kitchen sink space. Carron Phoenix manufactures products that are beautiful to look at and excellent to work with.

Guarantees
valid only on
products placed
and used in
normal domestic
situations.

GUARANTEES

As Carron Phoenix sinks are built to the highest manufacturing standards, we are proud to offer an extensive guarantee on all of our products against manufacturing defects.

Full details of our guarantees can be found on: www.carron.com/guarantee

**2 YEAR
GUARANTEE**

Two year guarantee
for accessories

**2 YEAR
GUARANTEE**

Two year guarantee
on instant boiling
water taps

**5 YEAR
GUARANTEE**

Five year guarantee
for standard taps

**LIFETIME
GUARANTEE**

Lifetime guarantee
for sinks

CONTENTS

The story of Carron Phoenix	04
Choosing a sink and tap	06
Materials and finishes	07

GRANITE SINKS 08

Bali	10
Fiji	11
Debut	14

SYNTHETIC SINKS 16

Janus	17
-------	----

STAINLESS STEEL SINKS 18

Ibis	20
Adelphi	21
Maui	24
Zeta	26
Atoll	28
Rapid	30
Onda	32
Deca Inset / Undermount	34
Zeta Undermount	36
Ibis Undermount	37
Carisma Inset / Undermount	38

CERAMIC SINKS 39

Sienna	40
Shonelle	41
Belfast	42
Carlow	44
Waterford Inset / Undermount	45

TAPS 46

Seraphina Boiling Water Tap	47
Filter Taps	48
Mixer Taps	50

WASTE MANAGEMENT 56

Carronade Elite WDUs	57
Linea Waste Sorter Bins	58

The story of Carron Phoenix

“


Our sink and tap collections bring together a choice of designs and materials to suit the diversity of today's kitchen styling. It's not just about good looks, it's also about what works for you. From classic to contemporary, our products combine design inspiration and practicality.

1814

Carron
becomes Europe's
biggest Iron Works



Carron Iron Company
founded near Falkirk in

1759

Carron Iron Company
produces first cannons

1776

Moving into
Sink manufacture

*Esto
Perpetua*


1774

(‘Ever lasting’)
motto is introduced





CARRON
PHOENIX




1920

Carron Iron Company
starts producing telephone
and pillar boxes



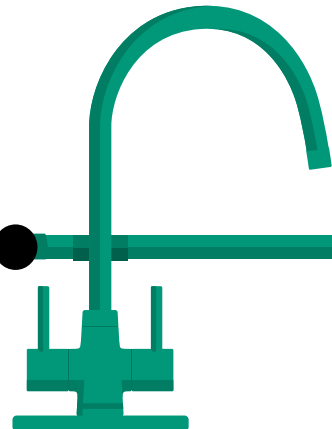
1960

Carron begins Stainless
Steel Sink production



1991

Carron Range
extends to Taps and
Accessories.
2007 includes Waste
Management Systems
2013 Introduces
Instant Boiling
Water Tap



Choosing a sink

There are a number of factors to consider when choosing your kitchen sink; functionality is just as important as design, and here is a short guide to the initial decisions you will need to make before choosing the right model for you and your kitchen.



Inset

Inset sinks are mounted from above, and the edge of the sink sits on top of the worktop. This is the most standard type of installation and can be used with all worktop types, including laminate worktops. Inset sinks generally have a drainer board and are available in a wide range of styles and materials to suit your preference.



Undermount

When your worktop is made from a solid-surface material, such as granite, solid wood or engineered stone, you have the option of choosing an undermounted sink. This style is installed from beneath the work surface and allows for a clean minimalist look to the kitchen. Drainer grooves are often cut into the work surface to complete the elegant look.

Sink configurations and cabinet size

Whether you prefer the larger capacity of a single bowl or the versatility offered by a one and a half bowl sink, there are options to suit. The following symbols are used throughout this brochure as a guide.



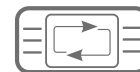
Left hand drainer:

The drainer is to the left of the main bowl.



Right hand drainer:

The drainer is to the right of the main bowl.



Reversible drainer:

The sink has tap holes front and back to allow the sink to be fitted with the drainer to the left or the right.



Left hand 1/2 bowl:

For sinks without a drainer but multiple bowls. Indicates the small bowl is to the left of the main bowl.



Right hand 1/2 bowl:

For sinks without a drainer but multiple bowls. Indicates the small bowl is to the right of the main bowl.

It is essential to check the cabinet size of your kitchen to ensure that the sink will fit. Throughout the brochure, 'Min Cabinet' indicates the minimum cabinet size (measured left-to-right) required to allow the sink to fit.

Choosing a tap

Throughout our brochure we offer a wide choice of sinks to suit all tastes. Each of these sinks is priced with a Henley tap. However, if you would like to upgrade your tap to your choice and specification, please refer to pages 46-55 for our full range.



Perlator: Mixes air into the flow of water to give a champagne-like flow.

Materials and finishes

Kitchen sinks are available in a range of materials to suit your particular requirements and design preferences. Whichever material you choose, you can rest assured that your Carron Phoenix sink is manufactured to the highest standards.



Stainless Steel

Stainless Steel available in:

P

B



Granite available in:

Granite

PW

CO

SG

ON



Synthetic available in:

Synthetic

AW

GP



Ceramic available in:

Ceramic

WH

Granite

Manufactured using real granite particles, this material gives you the design flexibility to introduce colour into your sink area and offers exceptional performance for the life of your kitchen.

Stainless Steel

An established favourite, stainless steel sinks are practical, hard-wearing and easy to clean. Available in polished or brushed finishes.

Synthetic

Using a newly-developed proprietary coating, our synthetic sinks offer excellent heat, shock and impact resistance at a value-for-money price level.

Ceramic

Whether your kitchen design is traditional or contemporary, the lustre of a fine-fireclay ceramic sink will add a touch of elegance.

Granite is a beautifully tactile material which allows you to make a real statement in your kitchen.

The versatility of granite allows Carron Phoenix to create a range of designs which combine form and function perfectly.

Granite



Each Carron Phoenix sink is supported by a **Lifetime Guarantee** against manufacturing defects.

No other kitchen sink material offers the durability and hard-wearing properties of Carron Phoenix Granite. We use real Granite particles – the fourth hardest material known to man as the main component of every sink.

Scratch resistant, stain resistant, temperature resistant to 280°C and easy to clean, Carron Phoenix Granite sinks will retain their great looks for a lifetime.

When you're looking for a beautiful and hard working sink, granite is the ultimate choice. Furthermore, each Carron Phoenix sink is supported by a Lifetime Guarantee against manufacturing defects.

YOU CAN'T SCRATCH IT

Knives and forks won't mark or score the surface.



YOU CAN'T SCORCH IT

Even at 280°C the surface will not burn.



YOU CAN'T STAIN IT

Carron Granite sinks are highly resistant to staining, marking and fading.



EASY TO CLEAN

Carron Granite sinks are now 30% smoother than before and even easier to keep clean.



SANITIZED®

Silver ions embedded in the Granite prevent 99% of bacteria multiplying.



Choice of colours

Our granite sinks come in a choice of classic and contemporary neutrals, that offer superb design scope for combining with a wide range of work surface materials. Some of our colours contain metallic particles for a beautifully subtle, but rich appearance.



Sanitized®

Kitchens can be a critical location for the spreading of bacteria and on unprotected materials, bacteria can multiply every twenty minutes and have a negative effect on hygiene.

The integrated Sanitized® hygiene function in each Carron Phoenix Granite sink helps to keep your sink area clean and provides your sink with lasting protection.

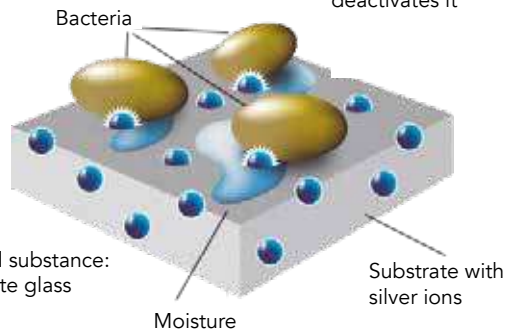
Sanitized® silver ions are embedded into our Granite offering you long-term protection. Silver is an active ingredient that prevents microbes and bacteria from multiplying and tests have proven that Carron Phoenix Granite treated with Sanitized® reduces bacteria and microbe growth by 99%.

The silver ions embedded within Carron Phoenix Granite destabilise any bacteria cell membranes, impeding their respiration and food intake as well as inhibiting cell division.

Sanitized® helps to keep the surface protected from bacteria and microbe growth after and in-between cleaning, and helps to reduce the risk of transferring bacteria and microbes from the sink surface to food or other objects. The biocidal substance locates bacteria via moisture on the surface and then deactivates it, reducing its growth and multiplication by 99%.



The silver ion locates bacteria via moisture and deactivates it



Bali



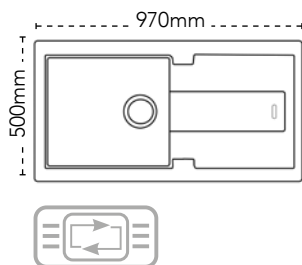
Bali brings a superb combination of style and grace to any kitchen space following the 'less is more' rule of styling. Available in three models and complemented by a range of modern yet practical accessories. Bali offers both simplicity and functionality for any busy kitchen.

**Upgrade to
your ideal tap!**
See our taps range
on pages 46-55.

Bali 105



Shown in Onyx
Pack comes with
Henley tap



Carron Pack Price
RRP £704
Sink only
RRP £492

DIMENSIONS	Left to Right: 970mm Front to Back: 500mm
BOWL DIMENSIONS	Left to Right: 460mm Front to Back: 390mm
BOWL DEPTH	190mm
CUT OUT DIMENSIONS CORNER RADIUS	Left to Right: 950mm Front to Back: 480mm 20mm
MINIMUM CABINET	600mm

OTHER – Suitable for WDU – Yes
Revolution Waste included

PW 114.0055.859

SG 114.0055.863

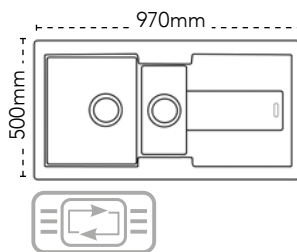
ON 114.0159.244

Henley tap Chrome -
115.0254.448

Bali 150



Shown in Polar White
Pack comes with
Henley tap



Carron Pack Price
RRP £748
Sink only
RRP £536

DIMENSIONS	Left to Right: 970mm Front to Back: 500mm
1ST BOWL DIMENSIONS	Left to Right: 350mm Front to Back: 390mm
2ND BOWL DIMENSIONS	Left to Right: 160mm Front to Back: 320mm
BOWL DEPTH	190mm /120mm
CUT OUT DIMENSIONS CORNER RADIUS	Left to Right: 950mm Front to Back: 480mm 20mm
MINIMUM CABINET	600mm

OTHER – Suitable for WDU – In main bowl only
Revolution Waste included

PW 114.0055.862

SG 114.0055.865

ON 114.0159.252

Henley tap Chrome -
115.0254.448

ACCESSORY PACK FOR BALI 150 £90

112.0067.976



Wire
Basket 1



Strainer bowl

Fiji



Fiji opens up the design potential for undermounting Granite sinks into a wide range of work surface materials. With its choice of beautifully neutral tones and contemporary shades, Fiji offers an appealing and high performance alternative to Stainless Steel.

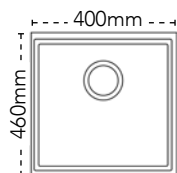
**Upgrade to
your ideal tap!**
See our taps range
on pages 46-55.

11

Fiji 90



Shown in Polar White
Pack comes with
Henley tap



Carron Pack Price

RRP **£653**

Sink only

RRP **£441**

DIMENSIONS	Left to Right: 400mm Front to Back: 460mm
BOWL DIMENSIONS	Left to Right: 345mm Front to Back: 390mm
BOWL DEPTH	205mm
CUT OUT DIMENSIONS	Use template
MINIMUM CABINET	500mm

OTHER – Suitable for WDU – Yes
Revolution Waste included

PW 125.0077.469

SG 125.0159.379

ON 125.0077.470

Henley tap Chrome -
115.0254.448

ACCESSORY PACK FOR FIJI 90 **£40**

112.0018.988

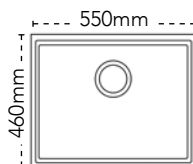


Wire
Basket 1

Fiji 100



Shown in Onyx
Pack comes with
Henley tap



Carron Pack Price

RRP **£673**

Sink only

RRP **£461**

DIMENSIONS	Left to Right: 550mm Front to Back: 460mm
BOWL DIMENSIONS	Left to Right: 504mm Front to Back: 390mm
BOWL DEPTH	205mm
CUT OUT DIMENSIONS	Use template
MINIMUM CABINET	600mm

OTHER – Suitable for WDU – Yes
Revolution Waste included

PW 125.0074.546

SG 125.0159.561

ON 125.0074.548

Henley tap Chrome -
115.0254.448



Fiji 100 in Stone Grey



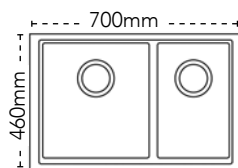
Fiji 150 in Polar White

**Upgrade to
your ideal tap!**
See our taps range
on pages 46-55.

Fiji 150



Shown in Onyx
Pack comes with
Henley tap



DIMENSIONS	Left to Right: 700mm Front to Back: 460mm
1ST BOWL DIMENSIONS	Left to Right: 355mm Front to Back: 390mm
2ND BOWL DIMENSIONS	Left to Right: 233mm Front to Back: 390mm
BOWL DEPTH	205mm/178mm
CUT OUT DIMENSIONS	Use template
MINIMUM CABINET	800mm

OTHER – Suitable for WDU – In main bowl only
Revolution Waste included

ACCESSORY PACK FOR FIJI 150 £76

112.0192.497



Glass
Chopping
Board



Wire
Basket 1

Carron Pack Price
RRP £783
Sink only
RRP £571

PW 125.0074.532

SG 125.0074.534

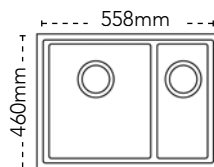
ON 125.0159.320

Henley tap Chrome -
115.0254.448

Fiji 150-16



Shown in Onyx
Pack comes with
Henley tap



DIMENSIONS	Left to Right: 558mm Front to Back: 460mm
1ST BOWL DIMENSIONS	Left to Right: 340mm Front to Back: 400mm
2ND BOWL DIMENSIONS	Left to Right: 160mm Front to Back: 400mm
BOWL DEPTH	200mm/130mm
CUT OUT DIMENSIONS	Use template
MINIMUM CABINET	600mm

OTHER – Suitable for WDU – In main bowl only
Revolution Waste included

ACCESSORY PACK FOR FIJI 150-16 £40

112.0018.988



Wire
Basket 1

Carron Pack Price
RRP £748
Sink only
RRP £536

PW 125.0435.708

SG 125.0521.960

ON 125.0435.709

Please note:
This sink does not
have a ledge.

Henley tap Chrome -
115.0254.448

Debut



Our Debut range offers a modern touch to a classic design, with soft drainer grooves and gentle corners, this sink offers a great deal of functionality. Available in three models and each complemented by a range of accessories, Debut is a hard-working addition to your kitchen.

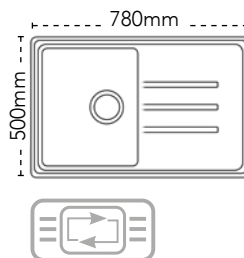
**Upgrade to
your ideal tap!**
See our taps range
on pages 46-55.



Debut 150 in Coffee with Opus tap



Shown in Stone Grey
Pack comes with
Henley tap



DIMENSIONS	Left to Right: 780mm Front to Back: 500mm
BOWL DIMENSIONS	Left to Right: 340mm Front to Back: 420mm
BOWL DEPTH	200mm
CUT OUT DIMENSIONS CORNER RADIUS	Left to Right: 760mm Front to Back: 480mm 20mm
MINIMUM CABINET	500mm

OTHER – Suitable for WDU – Yes
Standard Waste included

Carron Pack Price
RRP £627
Sink only
RRP £415

- PW 114.0201.152
- CO 114.0201.150
- SG 114.0252.361
- ON 114.0252.349

Henley tap Chrome -
115.0254.448

ACCESSORY PACK FOR DEBUT 100 £40 112.0018.988



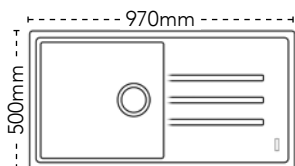
Wire
Basket

**Upgrade to
your ideal tap!**
See our taps range
on pages 46-55.

Debut 105



Shown in Polar White
Pack comes with
Henley tap



DIMENSIONS	Left to Right: 970mm Front to Back: 500mm
1ST BOWL DIMENSIONS	Left to Right: 450mm Front to Back: 420mm
BOWL DEPTH	200mm
CUT OUT DIMENSIONS CORNER RADIUS	Left to Right: 950mm Front to Back: 480mm 20mm
MINIMUM CABINET	600mm

OTHER – Suitable for WDU – Yes
Standard Waste included

Carron Pack Price

RRP £644

Sink only

RRP £432

PW 114.0288.187

SG 114.0288.192

ON 114.0288.193

Henley tap Chrome -
115.0254.448

ACCESSORY PACK FOR DEBUT 105 £40 112.0018.988

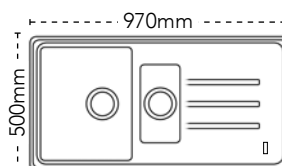


Wire
Basket

Debut 150



Shown in Onyx
Pack comes with
Henley tap



DIMENSIONS	Left to Right: 970mm Front to Back: 500mm
1ST BOWL DIMENSIONS	Left to Right: 340mm Front to Back: 420mm
2ND BOWL DIMENSIONS	Left to Right: 150mm Front to Back: 290mm
BOWL DEPTH	200mm /100mm
CUT OUT DIMENSIONS CORNER RADIUS	Left to Right: 950mm Front to Back: 480mm 20mm
MINIMUM CABINET	600mm

OTHER – Suitable for WDU – Yes
Standard Waste included

Carron Pack Price

RRP £657

Sink only

RRP £445

PW 114.0201.155

CO 114.0201.153

SG 114.0252.436

ON 114.0252.432

Henley tap Chrome -
115.0254.448

ACCESSORY PACK FOR DEBUT 150 £93 112.0255.467



Wire
Basket



Strainer
Bowl

Using a newly developed proprietary coating, our Synthetic sinks offer excellent heat, shock and impact resistance and offer exceptional value for money.

The Carron Phoenix Synthetic sinks are available in a choice of two colours to suit your kitchen design.



ARCTIC WHITE



GRAPHITE

Synthetic

**LIFETIME
GUARANTEE**

Each Carron Phoenix sink is supported by a **Lifetime Guarantee** against manufacturing defects.

Janus

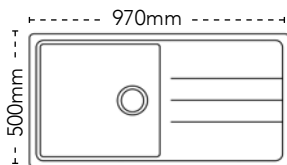
The Janus range of synthetic sinks offer great value and have a durable coating ensuring it is a hardworking sink; available in either Arctic White or Graphite colour options.

**Upgrade to
your ideal tap!**
See our taps range
on pages 46-55.

Janus 100



Shown in Arctic White
Pack comes with
Henley tap



Carron Pack Price

RRP £415

Sink only

RRP £203



DIMENSIONS	Left to Right: 970mm Front to Back: 500mm
BOWL DIMENSIONS	Left to Right: 450mm Front to Back: 420mm
BOWL DEPTH	200mm
CUT OUT DIMENSIONS	Left to Right: 950mm Front to Back: 480mm
MINIMUM CABINET	600mm

OTHER – Suitable for WDU – Yes
Standard Waste included

AW 114.0308.256

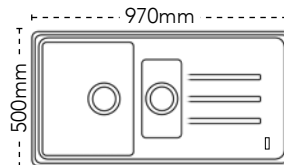
GP 114.0308.260

Henley tap Chrome -
115.0254.448

Janus 150



Shown in Graphite
Pack comes with
Henley tap



Carron Pack Price

RRP £441

Sink only

RRP £229



DIMENSIONS	Left to Right: 970mm Front to Back: 500mm
1ST BOWL DIMENSIONS	Left to Right: 340mm Front to Back: 420mm
2ND BOWL DIMENSIONS	Left to Right: 150mm Front to Back: 290mm
BOWL DEPTH	200mm/100mm
CUT OUT DIMENSIONS	Left to Right: 950mm Front to Back: 480mm
MINIMUM CABINET	600mm

OTHER – Suitable for WDU – In main bowl only
Standard Waste included

AW 114.0308..263

GP 114.0308.264

Henley tap Chrome -
115.0254.448



Stainless Steel

Stainless Steel is the professional's favourite. You can wash and buff it and over time it will develop a beautiful patina.

Even with years of rigorous use, Stainless Steel maintains the good looks that have made this material such a popular choice.

All of our sinks are made from high quality Stainless Steel, ensuring their lasting quality and performance.

Practical, stylish and always of the highest quality, it's easy to find the right design for your kitchen within our extensive range of Stainless Steel sinks.

Finishes available:



POLISHED



BRUSHED



Each Carron Phoenix sink is supported by a **Lifetime Guarantee** against manufacturing defects.



Ibis 150U with Flora tap

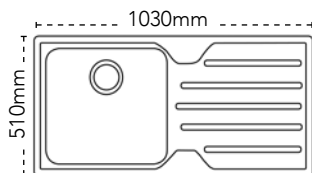
Ibis

The appeal of Ibis lies in its absolute simplicity. The inset models have low-profile edges, giving an almost seamless finish with the work surface. Clean lines and contemporary styling are echoed throughout the Ibis range, from the drainer pattern to the ergonomic bowl options that are deeper than the average sink.

**Upgrade to
your ideal tap!**
See our taps range
on pages 46-55.

Ibis 100

Shown in Polished Stainless Steel
Pack comes with
Henley tap



P LHD - 101.0155.229
RHD - 101.0154.519

Henley tap Chrome -
115.0254.448



DIMENSIONS	Left to Right: 1030mm Front to Back: 510mm
BOWL DIMENSIONS	Left to Right: 450mm Front to Back: 420mm
BOWL DEPTH	200mm
CUT OUT DIMENSIONS	Left to Right: 1014mm Front to Back: 494mm
MINIMUM CABINET	600mm

OTHER – Suitable for WDU – Yes
Revolution Waste included

Carron Pack Price

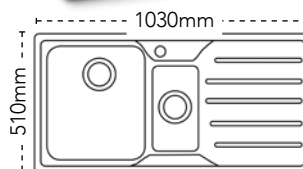
RRP £653

Sink only

RRP £441

Ibis 150

Shown in Polished Stainless Steel
Pack comes with
Henley tap



P LHD - 101.0042.891
RHD - 101.0042.910

Henley tap Chrome -
115.0254.448



DIMENSIONS	Left to Right: 1030mm Front to Back: 510mm
BOWL DIMENSIONS	Left to Right: 450mm Front to Back: 420mm
BOWL DEPTH	200mm
CUT OUT DIMENSIONS	Left to Right: 1014mm Front to Back: 494mm
MINIMUM CABINET	600mm

OTHER – Suitable for WDU – Yes
Revolution Waste included

Carron Pack Price

RRP £748

Sink only

RRP £536

Adelphi

Boasting an ultra-slim, flush-fit edge profile, Adelphi is a sink that melts almost seamlessly into your work surface, offering an impeccably minimalist appearance. Whether you choose the single or 1.5 bowl option, Adelphi's contemporary and sleek design will remain stylish for years to come.

**Upgrade to
your ideal tap!**

See our taps range
on pages 46-55.

21

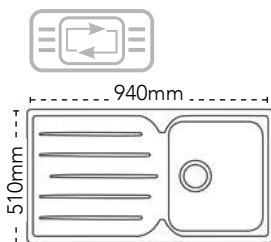
Adelphi 100

Shown in Polished Stainless Steel

Pack comes with
Henley tap



THE CARRON PHOENIX RANGE 2022



DIMENSIONS	Left to Right: 940mm Front to Back: 510mm
BOWL DIMENSIONS	Left to Right: 360mm Front to Back: 420mm
BOWL DEPTH	200mm
CUT OUT DIMENSIONS	Left to Right: 924mm Front to Back: 494mm
MINIMUM CABINET	500mm

OTHER – Suitable for WDU – Yes
Revolution Waste included

P - 127.0285.738

Henley tap Chrome -
115.0254.448

Carron Pack Price

RRP £598

Sink only

RRP £386



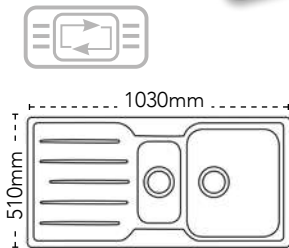
Adelphi 150 with Seraphina tap

Adelphi 150

Shown in Polished Stainless Steel
Pack comes with
Henley tap



**Upgrade to
your ideal tap!**
See our taps range
on pages 46-55.



DIMENSIONS	Left to Right: 1030mm Front to Back: 510mm
1ST BOWL DIMENSIONS	Left to Right: 360mm Front to Back: 420mm
2ND BOWL DIMENSIONS	Left to Right: 170mm Front to Back: 320mm
BOWL DEPTH	200mm / 130mm
CUT OUT DIMENSIONS	Left to Right: 1014mm Front to Back: 494mm
MINIMUM CABINET	600mm

OTHER – Suitable for WDU – In main bowl only
Revolution Waste included

P - 127.0285.739

Henley tap Chrome -
115.0254.448

Carron Pack Price

RRP £678

Sink only

RRP £466



Adelphi 150 with Seraphina Boiling Water tap

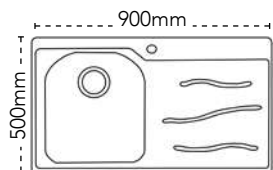
Maui

The Maui range succeeds in combining soft organic design with precise and contemporary angles. Maui is perfect if you want to make a unique design statement, whilst maintaining the best of Carron Phoenix practicality.

**Upgrade to
your ideal tap!**
See our taps range
on pages 46-55.

Maui 90

Shown in Polished Stainless Steel
Pack comes with
Henley tap



P LHD - 101.0155.116
RHD - 101.0155.119

Henley tap Chrome -
115.0254.448

DIMENSIONS	Left to Right:	900mm
	Front to Back:	500mm
BOWL DIMENSIONS	Left to Right:	370mm
	Front to Back:	400mm
BOWL DEPTH		200mm
CUT OUT DIMENSIONS	Left to Right:	884mm
	Front to Back:	484mm
MINIMUM CABINET		500mm

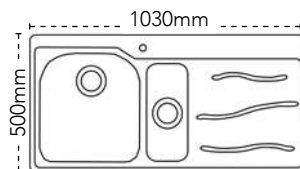
OTHER – Suitable for WDU – Yes
Revolution Waste included

Carron Pack Price
RRP £532

Sink only
RRP £320

Maui 150

Shown in Polished Stainless Steel
Pack comes with
Henley tap



P LHD - 101.0155.121
RHD - 101.0155.124

Henley tap Chrome -
115.0254.448

DIMENSIONS	Left to Right:	1030mm
	Front to Back:	500mm
1ST BOWL DIMENSIONS	Left to Right:	370mm
	Front to Back:	400mm
2ND BOWL DIMENSIONS	Left to Right:	160mm
	Front to Back:	360mm
BOWL DEPTH		200mm/130mm
CUT OUT DIMENSIONS	Left to Right:	1014mm
	Front to Back:	484mm
MINIMUM CABINET		600mm

OTHER – Suitable for WDU – In main bowl only
Revolution Waste included

Carron Pack Price
RRP £648

Sink only
RRP £436



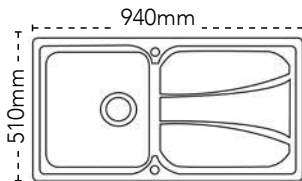
Zeta

Zeta's modern design combines straight lines with soft curves and the low profile perimeter gives added design appeal. Available in three inset models, Zeta is user-friendly with spacious bowls and practical accessories.

**Upgrade to
your ideal tap!**
See our taps range
on pages 46-55.

Zeta 90

Shown in Polished Stainless Steel
Pack comes with
Henley tap



DIMENSIONS	Left to Right: 940mm Front to Back: 510mm
BOWL DIMENSIONS	Left to Right: 360mm Front to Back: 420mm
BOWL DEPTH	180mm
CUT OUT DIMENSIONS	Left to Right: 924mm Front to Back: 494mm
MINIMUM CABINET	500mm

OTHER – Suitable for WDU – Yes
Standard Waste included

P - 101.0153.943

Henley tap Chrome -
115.0254.448

Carron Pack Price

RRP £510

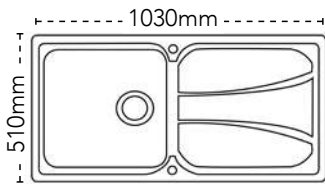
Sink only

RRP £298

**Upgrade to
your ideal tap!**
See our taps range
on pages 46-55.

Zeta 100

Shown in Polished Stainless Steel
Pack comes with
Henley tap



P - 101.0043.154

Henley tap Chrome -
115.0254.448

DIMENSIONS	Left to Right: 1030mm Front to Back: 510mm
BOWL DIMENSIONS	Left to Right: 450mm Front to Back: 420mm
BOWL DEPTH	180mm
CUT OUT DIMENSIONS	Left to Right: 1014mm Front to Back: 494mm
MINIMUM CABINET	600mm

OTHER – Suitable for WDU – Yes
Standard Waste included

Carron Pack Price

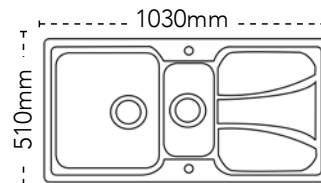
RRP £528

Sink only

RRP £316

Zeta 150

Shown in Polished Stainless Steel
Pack comes with
Henley tap



P - 101.0153.952

Henley tap Chrome -
115.0254.448

DIMENSIONS	Left to Right: 1030mm Front to Back: 500mm
1ST BOWL DIMENSIONS	Left to Right: 360mm Front to Back: 420mm
2ND BOWL DIMENSIONS	Left to Right: 170mm Front to Back: 320mm
BOWL DEPTH	180mm/130mm
CUT OUT DIMENSIONS	Left to Right: 1014mm Front to Back: 484mm
MINIMUM CABINET	600mm

OTHER – Suitable for WDU – In main bowl only
Revolution Waste included

Carron Pack Price

RRP £657

Sink only

RRP £445

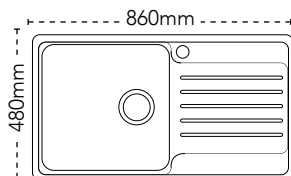
Atoll

The Atoll Stainless Steel inset sinks are appealing to all kitchen types. With their generously large bowls and crisp drainer grooves, these sinks are both stylish and practical at the same time!

**Upgrade to
your ideal tap!**
See our taps range
on pages 46-55.

Atoll 90

Shown in Polished Stainless Steel
Pack comes with
Henley tap



DIMENSIONS	Left to Right: 860mm Front to Back: 480mm
BOWL DIMENSIONS	Left to Right: 420mm Front to Back: 415mm
BOWL DEPTH	200mm
CUT OUT DIMENSIONS	Left to Right: 837mm Front to Back: 457mm
MINIMUM CABINET	600mm

OTHER – Suitable for WDU – Yes
Revolution Waste included

P LHD - 127.0576.501
RHD - 127.0576.502

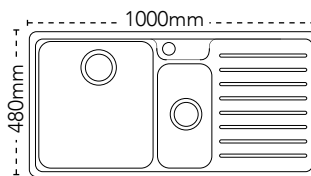
Henley tap Chrome -
115.0254.448

Carron Pack Price
RRP £470

Sink only
RRP £258

Atoll 150

Shown in Polished Stainless Steel
Pack comes with
Henley tap



DIMENSIONS	Left to Right: 1030mm Front to Back: 480mm
1ST BOWL DIMENSIONS	Left to Right: 360mm Front to Back: 415mm
2ND BOWL DIMENSIONS	Left to Right: 170mm Front to Back: 320mm
BOWL DEPTH	200mm/130mm
CUT OUT DIMENSIONS	Left to Right: 1014mm Front to Back: 484mm
MINIMUM CABINET	600mm

OTHER – Suitable for WDU – In main bowl only
Revolution Waste included

P LHD - 127.0576.503
RHD - 127.0576.504

Henley tap Chrome -
115.0254.448

Carron Pack Price
RRP £534

Sink only
RRP £322



Atoll 150 with Sift Filter tap

Rapid

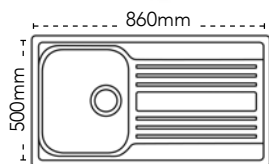
Our Rapid range offers classic curves and a modern appearance. Now available in chrome or linen finish. Each of the two models is complemented by a range of accessories, allowing you to make the most of your sink space.

**Upgrade to
your ideal tap!**
See our taps range
on pages 46-55.

Rapid 90

Shown in Brushed Chrome

Pack comes with
Henley tap



B 101.0495.180

Henley tap Chrome -
115.0254.448



DIMENSIONS	Left to Right: 860mm Front to Back: 500mm
BOWL DIMENSIONS	Left to Right: 340mm Front to Back: 400mm
BOWL DEPTH	190mm
CUT OUT DIMENSIONS	Left to Right: 840mm Front to Back: 480mm
MINIMUM CABINET	500mm

OTHER – Suitable for WDU – Yes
Standard Waste included

Carron Pack Price

RRP £416

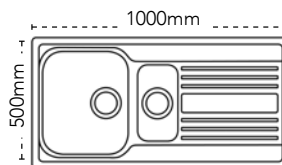
Sink only

RRP £204

Rapid 150

Shown in Brushed Chrome

Pack comes with
Henley tap



B 101.0495.211

Henley tap Chrome -
115.0254.448



DIMENSIONS	Left to Right: 1000mm Front to Back: 500mm
BOWL DIMENSIONS	Left to Right: 340mm Front to Back: 400mm
2ND BOWL DIMENSIONS	Left to Right: 160mm Front to Back: 300mm
BOWL DEPTH	190mm/120mm
CUT OUT DIMENSIONS	Left to Right: 980mm Front to Back: 480mm
MINIMUM CABINET	600mm

OTHER – Suitable for WDU – In main bowl only
Revolution Waste included

Carron Pack Price

RRP £502

Sink only

RRP £290



Rapid 150 with Pura tap

Onda

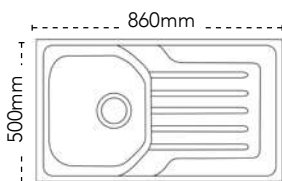
Our Onda sinks offer excellent value for money whilst combining good looks with high performance and durability.

**Upgrade to
your ideal tap!**
See our taps range
on pages 46-55.

Onda 90

Shown in Polished Stainless Steel

Pack comes with
Henley tap



DIMENSIONS	Left to Right: 860mm Front to Back: 500mm
BOWL DIMENSIONS	Left to Right: 345mm Front to Back: 395mm
BOWL DEPTH	160mm
CUT OUT DIMENSIONS	Left to Right: 840mm Front to Back: 480mm
MINIMUM CABINET	450mm

OTHER – Suitable for WDU – Yes
Standard Waste included

P - 101.0488.562

Henley tap Chrome -
115.0254.448

Carron Pack Price

RRP **£363**

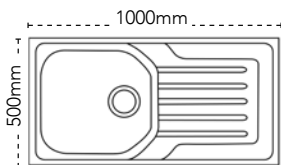
Sink only

RRP **£151**

**Upgrade to
your ideal tap!**
See our taps range
on pages 46-55.

Onda 100

Pack comes with
Henley tap



DIMENSIONS	Left to Right: 1000mm Front to Back: 500mm
BOWL DIMENSIONS	Left to Right: 450mm Front to Back: 395mm
BOWL DEPTH	160mm
CUT OUT DIMENSIONS	Left to Right: 980mm Front to Back: 480mm
MINIMUM CABINET	600mm

OTHER – Suitable for WDU – No
Standard Waste included

P - 101.0488.563

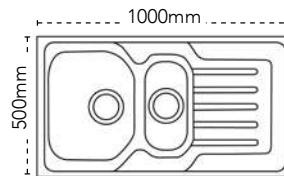
Henley tap Chrome -
115.0254.448

Carron Pack Price
RRP £383

Sink only
RRP £171

Onda 150

Pack comes with
Henley tap



DIMENSIONS	Left to Right: 1000mm Front to Back: 500mm
1ST BOWL DIMENSIONS	Left to Right: 345mm Front to Back: 395mm
2ND BOWL DIMENSIONS	Left to Right: 160mm Front to Back: 320mm
BOWL DEPTH	160mm/80mm
CUT OUT DIMENSIONS	Left to Right: 980mm Front to Back: 480mm
MINIMUM CABINET	600mm

OTHER – Suitable for WDU – No
Standard Waste included

P - 101.0488.564

Henley tap Chrome -
115.0254.448

Carron Pack Price
RRP £413

Sink only
RRP £201

Deca Inset / Undermount

Deca is a superb example of minimalist practicality and style, featuring a 12mm bowl corner radii across all models. Each Deca model can be installed either as an inset or undermount.

**Upgrade to
your ideal tap!**
See our taps range
on pages 46-55.

Deca 100

Shown in Polished Stainless Steel

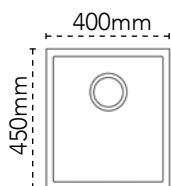
Shown inset

Pack comes with
Henley tap



P 100 - 127.0442.744

Henley tap Chrome -
115.0254.448



Carron Pack Price
Deca 100

RRP £765

Sink only

RRP £553

Deca 105/50

Shown in Polished Stainless Steel

Shown undermount

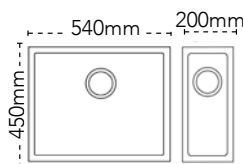
Pack comes with
Henley tap



P 105 - 127.0442.745

50 - 127.0437.218

Henley tap Chrome -
115.0254.448



Carron Pack Price
Deca 105

RRP £807

Sink only

RRP £595

Carron Pack Price
Deca 50

RRP £691

Sink only

RRP £479

Deca 105

Deca 50

DIMENSIONS	Left to Right: 400mm Front to Back: 450mm
BOWL DIMENSIONS	Left to Right: 360mm Front to Back: 410mm
BOWL DEPTH	200mm
CUT OUT DIMENSIONS (inset only)	Use template to u/mount Left to Right: 370mm Front to back: 420mm
MINIMUM CABINET	450mm

OTHER – Suitable for WDU – Yes
Revolution Waste included

DIMENSIONS	Left to Right: 540mm Front to Back: 450mm	Left to Right: 200mm Front to Back: 450mm
BOWL DIMENSIONS	Left to Right: 500mm Front to Back: 410mm	Left to Right: 160mm Front to Back: 410mm
BOWL DEPTH	200mm	140mm
CUT OUT DIMENSIONS (inset only)	Use template to u/mount Left to Right: 510mm Front to back: 420mm	Use template to u/mount Left to Right: 170mm Front to back: 420mm
MINIMUM CABINET	550mm	300mm

OTHER – Suitable for WDU – Yes
Revolution Waste included

OTHER – Suitable for WDU – No
Revolution Waste included

ACCESSORY PACK FOR DECA 100 **£40** 112.0018.988



Wire
Basket

ACCESSORY PACK FOR DECA 105 **£61** 112.0178.435



Wire
Basket

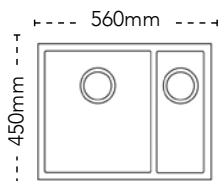
Deca Inset / Undermount

Deca 150

Shown in Polished Stainless Steel

Pack comes with
Henley tap

Shown inset



P LHSB - 127.0442.746
RHSB - 127.0442.747

Henley tap Chrome -
115.0254.448

DIMENSIONS	Left to Right: 560mm Front to Back: 450mm
1ST BOWL DIMENSIONS	Left to Right: 340mm Front to Back: 410mm
2ND BOWL DIMENSIONS	Left to Right: 160mm Front to Back: 410mm
BOWL DEPTH	200mm/140mm
CUT OUT DIMENSIONS (Inset only)	Use template to u/mount Left to Right: 530mm Front to Back: 420mm
MINIMUM CABINET	600mm

OTHER – Suitable for WDU – Yes
Revolution Waste included

Carron Pack Price

RRP £1045

Sink only

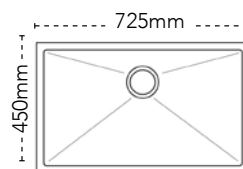
RRP £833

Deca XL

Shown in Polished Stainless Steel

Pack comes with
Henley tap

Shown inset



P XL - 127.0437.219

Henley tap Chrome -
115.0254.448

DIMENSIONS	Left to Right: 725mm Front to Back: 450mm
BOWL DIMENSIONS	Left to Right: 685mm Front to Back: 410mm
BOWL DEPTH	200mm
CUT OUT DIMENSIONS (Inset only)	Use template to u/mount Left to Right: 695mm Front to Back: 420mm
MINIMUM CABINET	800mm

OTHER – Suitable for WDU – Yes
Revolution Waste included

Carron Pack Price

RRP £834

Sink only

RRP £622

ACCESSORY PACK FOR DECA 150 **£40**

112.0018.988



Wire
Basket

**Upgrade to
your ideal tap!**
See our taps range
on pages 46-55.

Zeta Undermount

Zeta's undermount models include the Zeta 150U, the first reversible installation undermount in our range.

**Upgrade to
your ideal tap!**
See our taps range
on pages 46-55.

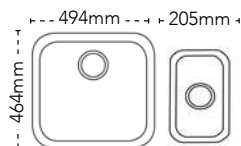
Zeta 105 / 50U

Pack comes with
Henley tap



P 105U - 122.0167.719
50U - 122.0167.705

Henley tap Chrome -
115.0254.448



ACCESSORY PACK FOR ZETA 105U **£42** 112.0070.876



Wire
Basket

	105U	50U
DIMENSIONS	Left to Right: 494mm Front to Back: 464mm	205mm 464mm
BOWL DIMENSIONS	Left to Right: 450mm Front to Back: 420mm	170mm 365mm
BOWL DEPTH	200mm	130mm
CUT OUT DIMENSIONS	Use template	Use template
MINIMUM CABINET	500mm	300mm

OTHER – Suitable for WDU – Yes
Standard Waste included

OTHER – Suitable for
WDU – No Standard
Waste included

Carron Pack Price
Zeta 150U

RRP £570

Sink only

RRP £358

Carron Pack Price
Zeta 50U

RRP £453

Sink only

RRP £241

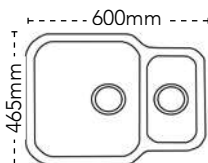
Zeta 150U

Pack comes with
Henley tap



P 150U - 122.0167.720

Henley tap Chrome -
115.0254.448



ACCESSORY PACK FOR ZETA 150U **£42** 112.0070.876



Wire
Basket



DIMENSIONS	Left to Right: 600mm Front to Back: 465mm
1ST BOWL DIMENSIONS	Left to Right: 360mm Front to Back: 420mm
2ND BOWL DIMENSIONS	Left to Right: 170mm Front to Back: 320mm
BOWL DEPTH	180mm/130mm
CUT OUT DIMENSIONS	Use template
MINIMUM CABINET	600mm

OTHER – Suitable for WDU – In main bowl only
Standard Waste included

Carron Pack Price

RRP £633

Sink only

RRP £421

Ibis Undermount

The appeal of Ibis lies in its absolute simplicity. Clean lines and contemporary styling are echoed throughout the Ibis range.

**Upgrade to
your ideal tap!**
See our taps range
on pages 46-55.

37

Ibis 100U

Pack comes with
Henley tap



DIMENSIONS	Left to Right: 400mm Front to Back: 460mm
BOWL DIMENSIONS	Left to Right: 360mm Front to Back: 420mm
BOWL DEPTH	200mm
CUT OUT DIMENSIONS	Use template
MINIMUM CABINET	400mm

OTHER – Suitable for WDU – Yes
Revolution Waste included

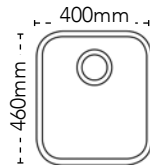
Carron Pack Price

RRP £483

Sink only
RRP £271

P 100U - 122.0281.513

Henley tap Chrome -
115.0254.448



Ibis 150U

Pack comes with
Henley tap



DIMENSIONS	Left to Right: 600mm Front to Back: 465mm
1ST BOWL DIMENSIONS	Left to Right: 360mm Front to Back: 420mm
2ND BOWL DIMENSIONS	Left to Right: 170mm Front to Back: 320mm
BOWL DEPTH	180mm / 130mm
CUT OUT DIMENSIONS	Use template
MINIMUM CABINET	600mm

OTHER – Suitable for WDU – Yes
Revolution Waste included

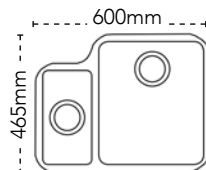
Carron Pack Price

RRP £663

Sink only
RRP £451

P LHSB - 122.0284.072
RHSB - 122.0284.074

Henley tap Chrome -
115.0254.448





Ibis 150U with Flora tap

Carisma Inset / Undermount

Carisma brings practical and sound design, and the optional 401 drainer provides additional functionality.

**Upgrade to
your ideal tap!**
See our taps range
on pages 46-55.

Carisma 400/401

Pack comes with Henley tap



Carisma 400

Carisma 401

DIMENSIONS	Left to Right:	440mm	Left to Right:	440mm
	Front to Back:	440mm	Front to Back:	440mm
BOWL DIMENSIONS	Diameter:	395mm	Diameter:	395mm
BOWL DEPTH		180mm		40mm
CUT OUT DIMENSIONS	Diameter:	425mm	Diameter:	425mm
MINIMUM CABINET		500mm		500mm

OTHER – Suitable for WDU – Yes
Revolution Waste included

OTHER – Suitable for WDU – No
Revolution Waste included

P

400 - 101.0042.581
401 - 101.0042.588

Henley tap Chrome -
115.0254.448

Carron Pack Price
Carisma 400

RRP £418

Sink only

RRP £206

Carron Pack Price
Carisma 401

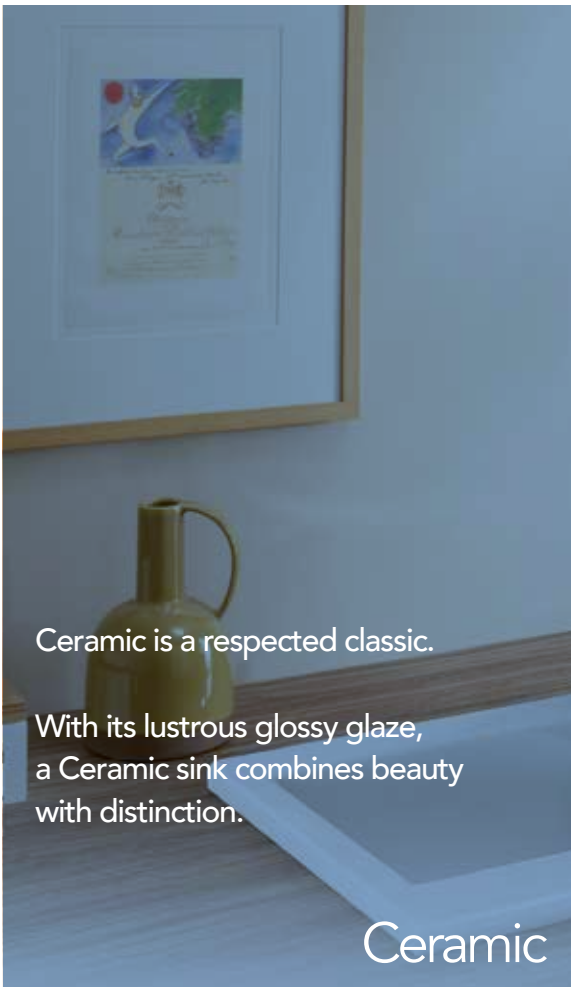
RRP £389

Sink only

RRP £177

ACCESSORY PACK FOR CARISMA 400 **£69** 112.0073.247





Ceramic is a respected classic.

With its lustrous glossy glaze, a Ceramic sink combines beauty with distinction.

Ceramic



Each Carron Phoenix sink is supported by a **Lifetime Guarantee** against manufacturing defects.

Ceramic is a hard-working, non-porous surface that is easy to clean and extremely resistant to heat and chemicals.

Our Ceramic sinks are traditionally manufactured from fine-fireclay that is fired at high temperatures and then individually finished by hand. This ensures their fine quality with a true depth of colour and an impeccable smooth surface.



WHITE

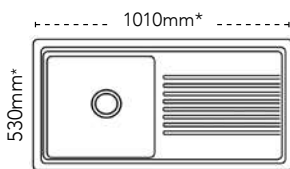
Sienna

The Sienna is a stylish and classic Ceramic sink, suited to both traditional and more contemporary kitchens.

**Upgrade to
your ideal tap!**
See our taps range
on pages 46-55.

Sienna 100

Pack comes with
Henley tap



*Ceramic sink dimensions
may vary $\pm 2\%$ due to
firing process.



DIMENSIONS	Left to Right: 1010mm Front to Back: 530mm
BOWL DIMENSIONS	Left to Right: 410mm Front to Back: 455mm
BOWL DEPTH	210mm
CUT OUT DIMENSIONS	Use template
MINIMUM CABINET	600mm (40mm Worktop) 1000mm (30mm Worktop)

OTHER – Suitable for WDU – No
Standard Waste included

Please note:

An extended flange is required if fitting a
WDU to this Ceramic sink.

WH - 124.0188.034

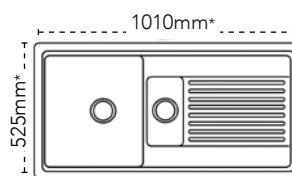
Henley tap Chrome -
115.0254.448

Carron Pack Price
RRP £561

Sink only
RRP £349

Sienna 150

Pack comes with
Henley tap



*Ceramic sink dimensions
may vary $\pm 2\%$ due to
firing process.



DIMENSIONS	Left to Right: 1010mm Front to Back: 525mm
1ST BOWL DIMENSIONS	Left to Right: 410mm Front to Back: 325mm
2ND BOWL DIMENSIONS	Left to Right: 170mm Front to Back: 160mm
BOWL DEPTH	210mm/120mm
CUT OUT DIMENSIONS	Use template
MINIMUM CABINET	600mm (40mm Worktop) 1000mm (30mm Worktop)

OTHER – Suitable for WDU – Yes
Standard Waste included

Please note:

An extended flange is required if fitting a
WDU to this Ceramic sink.

WH - 124.0188.036

Henley tap Chrome -
115.0254.448

Carron Pack Price
RRP £571

Sink only
RRP £359

Shonelle

Shonelle offers a contemporary interpretation of the classic Ceramic sink. Each of the models balances stylish good looks with practical ergonomics and offers design versatility for contemporary kitchens.

**Upgrade to
your ideal tap!**
See our taps range
on pages 46-55.

Shonelle 105

Pack comes with
Henley tap

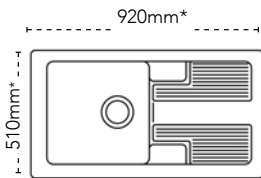


Shonelle 150

Pack comes with
Henley tap



THE CARRON PHOENIX RANGE 2022



*Ceramic sink dimensions
may vary $\pm 2\%$ due to
firing process.



DIMENSIONS	Left to Right: 920mm Front to Back: 510mm
BOWL DIMENSIONS	Left to Right: 410mm Front to Back: 410mm
BOWL DEPTH	220mm
CUT OUT DIMENSIONS	Use template
MINIMUM CABINET	600mm

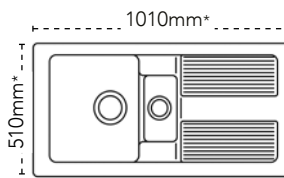
OTHER – Suitable for WDU – Yes
Standard Waste included

N.B. An extended flange is required if fitting
a WDU to this Ceramic sink

WH - 124.0477.792

Henley tap Chrome -
115.0254.448

Carron Pack Price
RRP £592
Sink only
RRP £380



*Ceramic sink dimensions
may vary $\pm 2\%$ due to
firing process.



DIMENSIONS	Left to Right: 1010mm Front to Back: 510mm
1ST BOWL DIMENSIONS	Left to Right: 360mm Front to Back: 420mm
2ND BOWL DIMENSIONS	Left to Right: 130mm Front to Back: 260mm
BOWL DEPTH	220mm/120mm
CUT OUT DIMENSIONS	Use template
MINIMUM CABINET	600mm

OTHER – Suitable for WDU – Yes
Standard Waste included

N.B. An extended flange is required if fitting
a WDU to this Ceramic sink

WH - 124.0477.793

Henley tap Chrome -
115.0254.448

Carron Pack Price
RRP £606
Sink only
RRP £394

Belfast

Belfast sinks bring together classic styling and good old-fashioned charm, yet they fit well with contemporary and traditional kitchens alike. Our single bowl Belfast sink is available with either a traditional weir or a more modern integrated overflow.

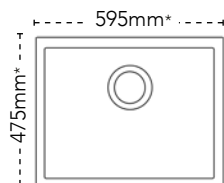
**Upgrade to
your ideal tap!**
See our taps range
on pages 46-55.



Belfast 110

Belfast 100

Pack comes with Henley tap



*Ceramic sink dimensions
may vary $\pm 2\%$ due to
firing process.

DIMENSIONS	Left to Right: 595mm
	Front to Back: 475mm
OVERALL HEIGHT	220mm
BOWL DIMENSIONS	Left to Right: 550mm
	Front to Back: 420mm
BOWL DEPTH	220mm
CUT OUT DIMENSIONS	Use sink as template
MINIMUM CABINET	600mm

OTHER – Suitable for WDU – Yes
Standard Waste included

N.B. An extended flange is required if fitting
a WDU to this Ceramic sink

WH 100 - 124.0477.726

Henley tap Chrome -
115.0254.448

Carron Pack Price

RRP £592

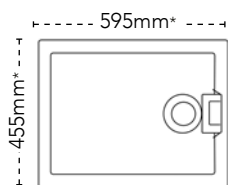
Sink only

RRP £380

**Upgrade to
your ideal tap!**
See our taps range
on pages 46-55.

Belfast 110

Pack comes with Henley tap



*Ceramic sink dimensions
may vary $\pm 2\%$ due to
firing process.



DIMENSIONS	Left to Right: 595mm Front to Back: 455mm
OVERALL HEIGHT	250mm
BOWL DIMENSIONS	Left to Right: 525mm Front to Back: 385mm
BOWL DEPTH	215mm
CUT OUT DIMENSIONS	Use sink as template
MINIMUM CABINET	600mm

OTHER – Suitable for WDU – No
Mini Waste included

WH - 124.0477.727

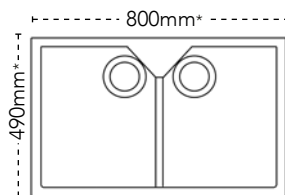
Henley tap Chrome -
115.0254.448

Carron Pack Price
RRP £592

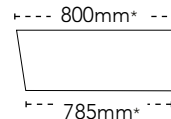
Sink only
RRP £380

Belfast 200

Pack comes with Henley tap



*Ceramic sink dimensions
may vary $\pm 2\%$ due to
firing process.



WH - 124.0477.749

Henley tap Chrome -
115.0254.448

DIMENSIONS	Left to Right: 800mm Front to Back: 490mm
OVERALL HEIGHT	220mm
1ST BOWL DIMENSIONS	Left to Right: 365mm Front to Back: 450mm
2ND BOWL DIMENSIONS	Left to Right: 365mm Front to Back: 450mm
BOWL DEPTH	200mm
CUT OUT DIMENSIONS	Use sink as template
MINIMUM CABINET	800mm

OTHER – Suitable for WDU – Yes
Standard Waste included

N.B. An extended flange is required if fitting
a WDU to this Ceramic sink

Carron Pack Price
RRP £763

Sink only
RRP £551

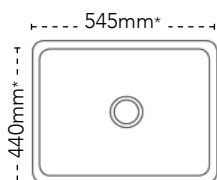
Carlow

The Carlow range offers an exceptional crossover between classic Ceramic and the modern method of undermounting. The soft lines in each model are complemented by the crisp white Ceramic.

**Upgrade to
your ideal tap!**
See our taps range
on pages 46-55.

Carlow 105

Pack comes with Henley tap



*Ceramic sink dimensions
may vary $\pm 2\%$ due to
firing process.



DIMENSIONS	Left to Right: 545mm Front to Back: 440mm
BOWL DIMENSIONS	Left to Right: 492mm Front to Back: 388mm
BOWL DEPTH	176mm
CUT OUT DIMENSIONS	Use sink as template
MINIMUM CABINET	600mm

OTHER – Suitable for WDU – Yes
Revolution Waste included

N.B. An extended flange is required if fitting
a WDU to this Ceramic sink

WH - 126.0659.184

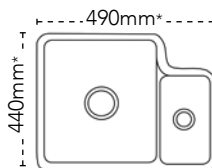
Henley tap Chrome -
115.0254.448

Carron Pack Price
RRP £566

Sink only
RRP £354

Carlow 150

Pack comes with Henley tap



*Ceramic sink dimensions
may vary $\pm 2\%$ due to
firing process.



DIMENSIONS	Left to Right: 490mm Front to Back: 440mm
1ST BOWL DIMENSIONS	Left to Right: 335mm Front to Back: 390mm
2ND BOWL DIMENSIONS	Left to Right: 145mm Front to Back: 280mm
BOWL DEPTH	180mm /120mm
CUT OUT DIMENSIONS	Use sink as template
MINIMUM CABINET	600mm

OTHER – Suitable for WDU – In main bowl only
Revolution Waste included

N.B. An extended flange is required if fitting
a WDU to this Ceramic sink

WH - 126.0659.185

Henley tap Chrome -
115.0254.448

Carron Pack Price
RRP £682

Sink only
RRP £470

ACCESSORY PACK FOR CARLOW 105 **£42** 112.0070.876



Wire
Basket

ACCESSORY PACK FOR CARLOW 150 **£40** 112.0018.988



Wire
Basket

Waterford Inset / Undermount

Echoing the plain and simple design of a Belfast sink, the Waterford range of sinks can be installed as inset sinks or they can be undermounted.

**Upgrade to
your ideal tap!**

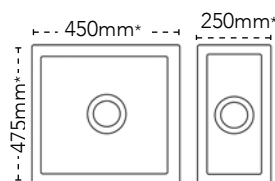
See our taps range
on pages 46-55.

45

Waterford 100/50

Pack comes with Henley tap

Shown undermounted



*Ceramic sink dimensions
may vary $\pm 2\%$ due to
firing process.

WH - 124.0477.791

WH - 124.0477.750

Henley tap Chrome -
115.0254.448

Henley tap Chrome -
115.0254.448

Waterford 100

DIMENSIONS	Left to Right: 450mm Front to Back: 475mm	Left to Right: 250mm Front to Back: 475mm
BOWL DIMENSIONS	Left to Right: 380mm Front to Back: 405mm	Left to Right: 180mm Front to Back: 405mm
BOWL DEPTH	180mm	130mm
CUT OUT DIMENSIONS	Use sink as template	Use sink as template
MINIMUM CABINET	500mm	300mm

OTHER – Suitable for WDU – Yes
Standard Waste included

N.B. An extended flange is required if fitting
a WDU to this Ceramic sink

Carron Pack Price
Waterford 100

RRP **£528**

Sink only

RRP **£316**

Waterford 50

Carron Pack Price
Waterford 50

RRP **£499**

Sink only

RRP **£287**

OTHER – Suitable for WDU – No
Standard Waste included



Shown inset with Dante Tri-Pure tap

Our tap range has been specially designed to give you all the options you need to complement your Carron Phoenix sink.

Whether you are looking for a contemporary, traditional or designer style, single or double lever operation, or even a boiling water or filter tap, we have a selection of high quality and attractive taps for you to choose from.

Taps



Each Carron Phoenix mixer tap is supported by a **Five year comprehensive Guarantee** against manufacturing defects.

Depending on the style and age of your house, you may require a specific style of tap, a model that is appropriate to the water pressure available in your kitchen. Specifically, many older properties will require a tap which has been designed to work best with lower water pressure or gravity fed systems.

So, if you know your property has low water pressure, choose a tap suitable for low pressure systems. If you have a high pressure system you can choose any tap. See the icon below next to tap of your choice for the recommended water pressure needed.

Household water pressures (minimum tap flow rating)



CHROME



DECOR
STEEL



ONYX



STONE
GREY



MATT
BLACK



0.2-0.5 bar



0.5-1.2 bar



1.2-1.5+ bar

Seraphina 3-in-1 Boiling Water Tap

100°C

Did you know? 100°C can sterilise baby bottles!

47

HIGH
PRESSURE



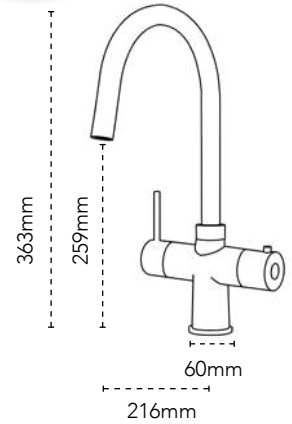
CH

RRP **£983**

CH - 119.0285.777

TAP DIMENSIONS

Tap Height:	363mm
Base Width:	60mm
Spout Height:	259mm
Spout Reach:	216mm
Finish:	Chrome



This tap and tank come with a 2 year guarantee.



The Seraphina 3-in-1 Boiling Water tap provides instant boiling water (100°C) at the touch of a button. Seraphina provides normal hot and cold water as well as boiling water, all from the same unit.

Why waste electricity and water when boiling the kettle when you can have instant boiling water for making coffee, tea or for cooking on tap?

Seraphina incorporates a water conditioning filter, ensuring your boiling water is free from sediment, odour and any unwanted particles. Seraphina requires the activation of a safety button to operate the boiling water function, ensuring the safety of users.

In addition to the tap and the filter, the Seraphina system includes a 4.7 litre heating tank which can be situated horizontally behind a standard 150mm high cabinet plinth. This unique feature frees up the cabinet space underneath the sink for a very practical solution.

IMPORTANT

Please be aware of your water pressure before purchase. If your water pressure is too low, the installation of a pump should be investigated. If your pressure is too high, the inclusion of a pressure reducing valve (not supplied) in the system will be necessary.

Operating pressures: 1.5 to 5 bar.

Filter Taps

Desirable, stylish and highly practical, Carron Phoenix Filter taps dispense hot, cold and perfectly filtered water.

Combining the considered elegance of our most stylish designs with technologically advanced water filtration, Carron Phoenix taps are the ultimate combination of fashion and functionality.

Dante Tri-Pure

Dante Tri-Pure Filter offers excellent filtration performance thanks to its double filtration system of charcoal and ceramics specially impregnated with silver particles.

The filter removes unwanted chlorine, cryptosporidium and other harmful bacteria and particles, yet leaving you with the minerals that are good for you.



Chrome
RRP **£593**
CH - 120.0193.061

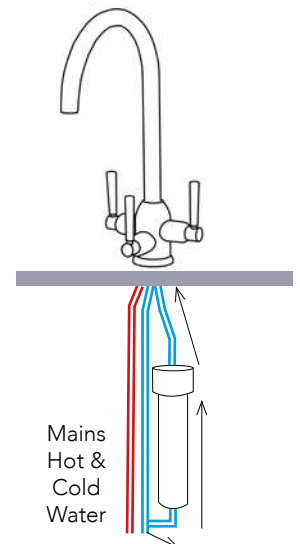
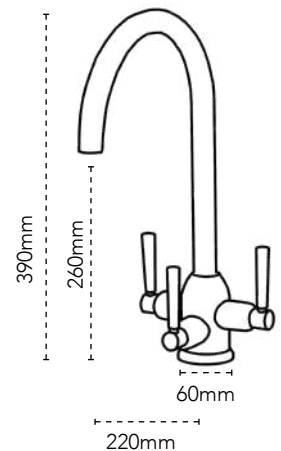


Perlator

CH

TAP DIMENSIONS

Tap Height:	390mm
Base Width:	60mm
Spout Height:	260mm
Spout Reach:	220mm
Finish:	Chrome



Sift Filter

Add a touch of class to your kitchen with the Sift filtered water tap. Available in 3 colours, this graceful swan neck tap boasts modern styling and is the only tap in the filtered range which comes in a matt black finish.

The limescale reduction filter system improves the taste of the water, whilst also reducing limescale, odour and sediment.

MED
PRESSURE



Perlator



MB

Matt Black
RRP **£427**
MB - 120.0608.961



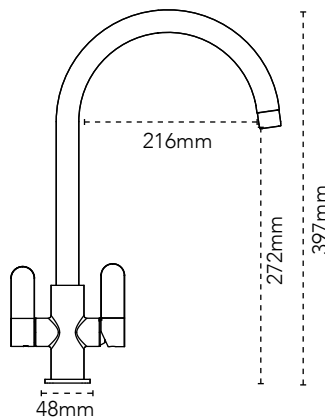
CH

Chrome
RRP **£370**
CH - 120.0608.887



DS

Decor Steel
RRP **£395**
DS - 120.0608.888



TAP DIMENSIONS

Tap Height:	397mm
Base Width:	48mm
Spout Height:	272mm
Spout Reach:	216mm
Finish:	Chrome Decor Steel Matt Black

Mixer Taps

A comprehensive selection of precision-made taps to complement your Carron Phoenix sink, available in a number of styles and finishes to suit your own personal taste.

Qubix

MED
PRESSURE



RRP **£444**
CH - 115.0074.715

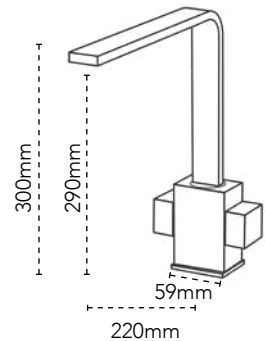


Perlator

CH

TAP DIMENSIONS

Tap Height: 300mm
Base Width: 59mm
Spout Height: 290mm
Spout Reach: 220mm
Finish: Chrome



Bali

MED
PRESSURE



RRP **£386**
CH - 115.0193.014

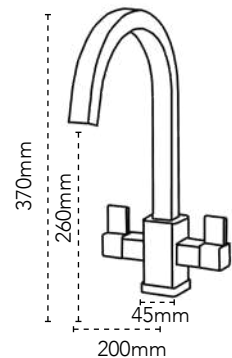


Perlator

CH

TAP DIMENSIONS

Tap Height: 370mm
Base Width: 45mm
Spout Height: 260mm
Spout Reach: 200mm
Finish: Chrome



Dante Pro

MED
PRESSURE



Pull-Out Nozzle

RRP **£381**
CH - 115.0191.084

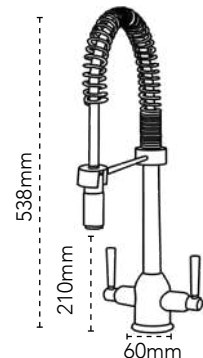


Perlator

CH

TAP DIMENSIONS

Tap Height: 538mm
Base Width: 60mm
Spout Height: 210mm
Spout Reach: 188mm
Finish: Chrome



Dante
Pull-OutMED
PRESSURE

Pull-Out Spray



Perlator

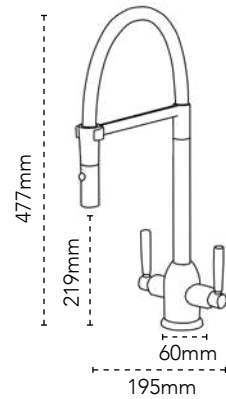
CH

RRP **£381**

● Black - 115.0433.945

TAP DIMENSIONS

Tap Height: 477mm
 Base Width: 60mm
 Spout Height: 219mm
 Spout Reach: 195mm
 Finish: Chrome



Ardenza

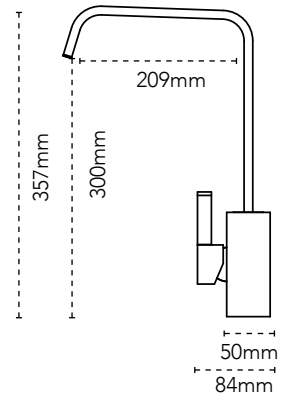
MED
PRESSURERRP **£374**

CH - 115.0605.463

CH

TAP DIMENSIONS

Tap Height: 357mm
 Base Width: 50mm
 Spout Height: 300mm
 Spout Reach: 209mm
 Finish: Chrome



Barra

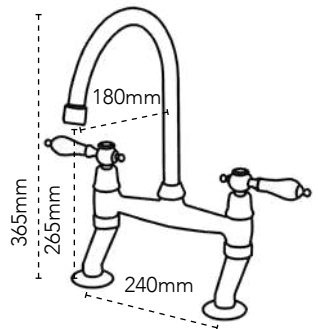
MED
PRESSURERRP **£336**

CH - 115.0074.732

CH

TAP DIMENSIONS

Tap Height: 365mm
 Base Width: 240mm
 Spout Height: 265mm
 Spout Reach: 180mm
 Finish: Chrome

Rosolina
J SpoutMED
PRESSURERRP **£331**Chrome
CH - 115.0605.452RRP **£363**Decor Steel
DS - 115.0605.453RRP **£363**Matt Black
MB - 115.0605.454

Perlator

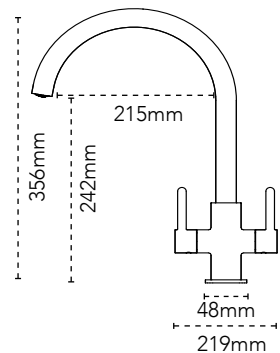
CH

DS

MB

TAP DIMENSIONS

Tap Height: 356mm
 Base Width: 48mm
 Spout Height: 242mm
 Spout Reach: 215mm
 Finish: Chrome
 Decor Steel
 Matt Black



Rosolina L Spout

MED
PRESSURE



RRP **£331**

Chrome
CH - 115.0605.455

RRP **£363**

Decor Steel
DS - 115.0605.456

RRP **£363**

Matt Black
MB - 115.0605.457



Perlator

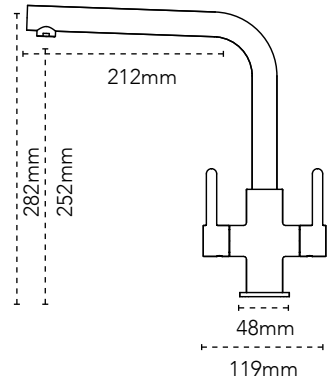
CH

DS

MB

TAP DIMENSIONS

Tap Height: 282mm
Base Width: 48mm
Spout Height: 252mm
Spout Reach: 212mm
Finish: Chrome
Decor Steel
Matt Black



Dante

LOW
PRESSURE



RRP **£307**

Chrome
CH - 115.0068.382

RRP **£321**

Decor Steel
DS - 115.0068.384



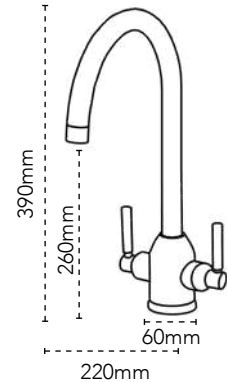
Perlator

CH

DS

TAP DIMENSIONS

Tap Height: 390mm
Base Width: 60mm
Spout Height: 260mm
Spout Reach: 220mm
Finish: Chrome
Decor Steel



Reno

MED
PRESSURE



RRP **£295**

Chrome
CH - 115.0029.805

RRP **£304**

Stone Grey
SG - 115.0535.842

RRP **£304**

Onyx
ON - 115.0189.492



Perlator

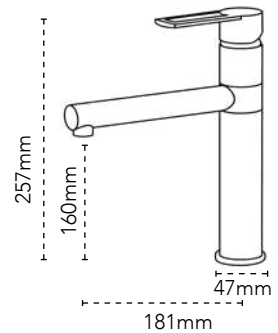
CH

SG

ON

TAP DIMENSIONS

Tap Height: 257mm
Base Width: 47mm
Spout Height: 160mm
Spout Reach: 181mm
Finish: Chrome
Stone Grey
Onyx



Windsor

LOW
PRESSURE



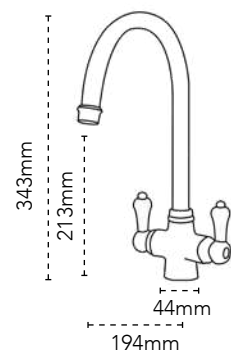
RRP **£271**

CH - 115.0281.850

CH

TAP DIMENSIONS

Tap Height: 343mm
Base Width: 44mm
Spout Height: 213mm
Spout Reach: 194mm
Finish: Chrome



Alba

LOW
PRESSURERRP **£245**Chrome
CH - 115.0068.379RRP **£262**Decor Steel
DS - 115.0188.558

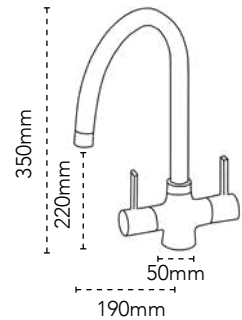
Perlator

CH

DS

TAP DIMENSIONS

Tap Height:	350mm
Base Width:	50mm
Spout Height:	220mm
Spout Reach:	190mm
Finish:	Chrome Decor Steel



Opus

LOW
PRESSURERRP **£213**Chrome
CH - 115.0019.224RRP **£261**Decor Steel
DS - 115.0019.236

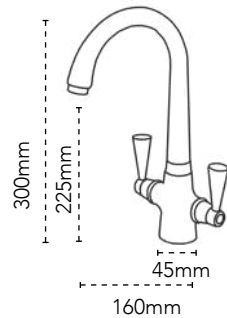
Perlator

CH

DS

TAP DIMENSIONS

Tap Height:	300mm
Base Width:	45mm
Spout Height:	225mm
Spout Reach:	160mm
Finish:	Chrome Decor Steel



Henley

MED
PRESSURERRP **£212**

CH - 115.0254.448

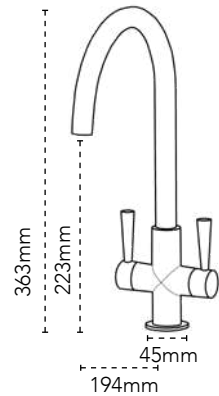


Perlator

CH

TAP DIMENSIONS

Tap Height:	363mm
Base Width:	45mm
Spout Height:	223mm
Spout Reach:	194mm
Finish:	Chrome



Flora

MED
PRESSURERRP **£209**

CH - 115.0254.459

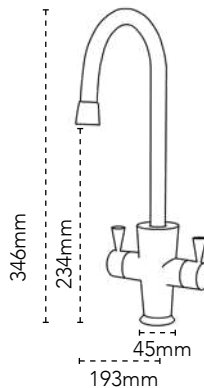


Perlator

CH

TAP DIMENSIONS

Tap Height:	346mm
Base Width:	45mm
Spout Height:	234mm
Spout Reach:	193mm
Finish:	Chrome



Osprey

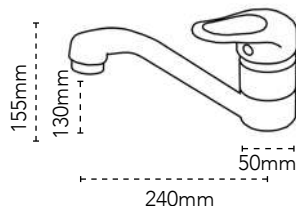
MED
PRESSURE



RRP **£194**
CH - 115.0019.206

TAP DIMENSIONS

Tap Height: 155mm
Base Width: 50mm
Spout Height: 130mm
Spout Reach: 240mm
Finish: Chrome



CH

Savoy

MED
PRESSURE



RRP **£178**
Chrome
CH - 115.0254.455

RRP **£190**
Decor Steel
DS - 115.0605.451

RRP **£210**
Matt Black
MB - 115.0605.320



Perlator

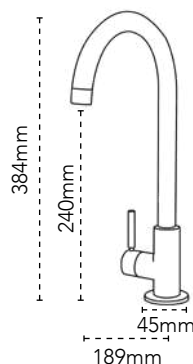
CH

DS

MB

TAP DIMENSIONS

Tap Height: 384mm
Base Width: 45mm
Spout Height: 240mm
Spout Reach: 189mm
Finish: Chrome, Matt Black, Decor Steel



Orla

MED
PRESSURE



RRP **£174**
CH - 115.0567.656

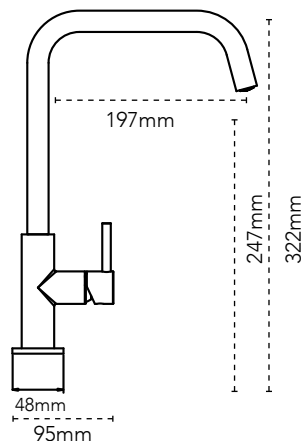


Perlator

CH

TAP DIMENSIONS

Tap Height: 322mm
Base Width: 48mm
Spout Height: 247mm
Spout Reach: 197mm
Finish: Chrome



Aztec

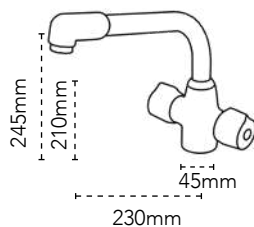
LOW
PRESSURE



RRP **£136**
CH - 115.0019.342

TAP DIMENSIONS

Tap Height: 245mm
Base Width: 45mm
Spout Height: 210mm
Spout Reach: 230mm
Finish: Chrome



CH

Pura

CH

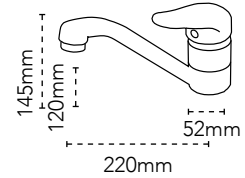
55

MED
PRESSURERRP **£90**

CH - 115.0254.458

TAP DIMENSIONS

Tap Height: 145mm
 Base Width: 52mm
 Spout Height: 120mm
 Spout Reach: 220mm
 Finish: Chrome



Rapid 150 with Pura tap

With the environment in mind, we have a range of waste management solutions that can help you dispose of your waste in a highly efficient and eco-friendly way.

Waste Management

A quick, easy and efficient way to prevent organic waste going into landfill!

CARRONADE ELITE WASTE DISPOSAL UNITS

Waste disposal units are very easily installed with the current plumbing under your sink and are easy to operate.

Our premium specification products are sound insulated for a quiet operation, are septic safe and incredibly efficient. Carronade Elite waste disposal units are suitable for every day use. Food is fed into the disposer as it operates.

On/off control is operated by a separate air switch which is supplied.



WASTE SORTER BINS

Carron Phoenix waste sorter bins can be fitted easily into a kitchen cabinet and will help you to effectively segregate your waste prior to collection. With a range of configurations to choose from, each model features removable bin inserts and covers to contain odours.



Carronade Elite Waste Disposal Units

Carronade Elite CE-50

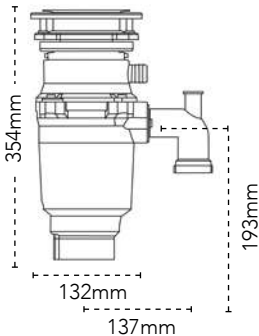
An extended flange is available if required at extra cost when fitting to ceramic sinks.



EXTENDED FLANGE
RRP £47



DIMENSIONS	
HEIGHT	354mm
WIDTH	132mm
TECHNICAL SPECIFICATIONS	
HORSEPOWER	1/2
RPM	2600
CAPACITY	600ml
OPERATION	Continuous
POWER	Airswitch
SOUND INSULATION	Full
WARRANTY	3 Years
134.0473.240	
RRP £270	



Carronade Elite CE-75

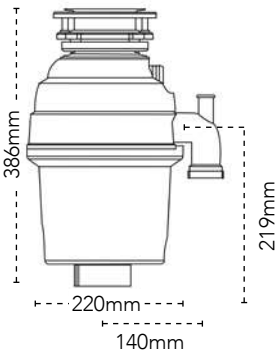
An extended flange is available if required at extra cost when fitting to ceramic sinks.



EXTENDED FLANGE
RRP £47



DIMENSIONS	
HEIGHT	386mm
WIDTH	220mm
TECHNICAL SPECIFICATIONS	
HORSEPOWER	3/4
RPM	2700
CAPACITY	800ml
OPERATION	Continuous
POWER	Airswitch
SOUND INSULATION	Full
WARRANTY	10 Years
134.0473.271	
RRP £383	

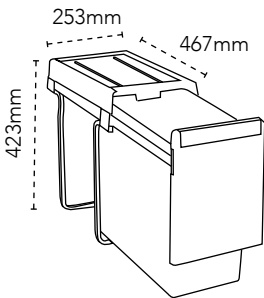


Waste Sorter Bins

Linea 130



DIMENSIONS	
HEIGHT	423mm
WIDTH	253mm
DEPTH	467mm
TECHNICAL SPECIFICATIONS	
NUMBER OF BINS	1
CAPACITY	1 x 30 litres
MIN. CABINET	300mm
OPERATION	Manual
WARRANTY	2 Years
134.0204.152	
RRP £107	

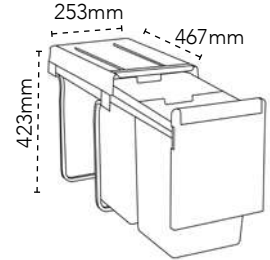


Waste Sorter Bins

Linea 230



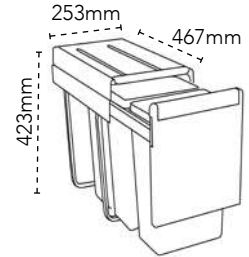
DIMENSIONS	
HEIGHT	423mm
WIDTH	253mm
DEPTH	467mm
TECHNICAL SPECIFICATIONS	
NUMBER OF BINS	2
CAPACITY	2 x 15 litres
MIN. CABINET	300mm
OPERATION	Manual
WARRANTY	2 Years
134.0204.599	RRP £107



Linea 330



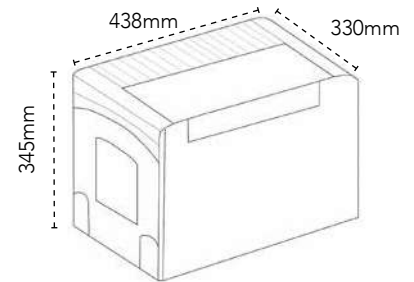
DIMENSIONS	
HEIGHT	423mm
WIDTH	253mm
DEPTH	467mm
TECHNICAL SPECIFICATIONS	
NUMBER OF BINS	3
CAPACITY	3 x 10 litres
MIN. CABINET	300mm
OPERATION	Manual
WARRANTY	2 Years
134.0204.153	RRP £107



Linea 332



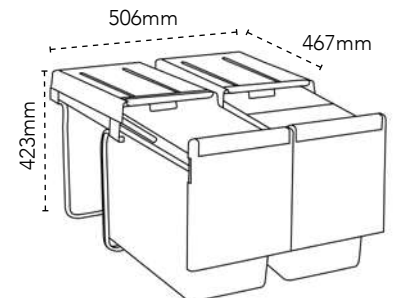
DIMENSIONS	
HEIGHT	340mm
WIDTH	438mm
DEPTH	330mm
TECHNICAL SPECIFICATIONS	
NUMBER OF BINS	3
CAPACITY	1 x 16 litres/2 x 8 litres
MIN. CABINET	500mm
OPERATION	Manual
WARRANTY	2 Years
134.0074.068	RRP £135



Linea 360



DIMENSIONS	
HEIGHT	423mm
WIDTH	506mm
DEPTH	467mm
TECHNICAL SPECIFICATIONS	
NUMBER OF BINS	3
CAPACITY	1 x 30 litres/2 x 15 litres
MIN. CABINET	600mm
OPERATION	Manual
WARRANTY	2 Years
134.0079.062	RRP £214





REDUCE, REUSE, RECYCLE



CARRON
PHOENIX

994.0681.227

CP/05/22



CARRON
PHOENIX

Carron Phoenix

Franke UK Ltd
West Park, MIOC,
Styal Road,
Manchester
M22 5WB

Tel: 0161 436 6280
Email: info@carron.com
www.carron.com

